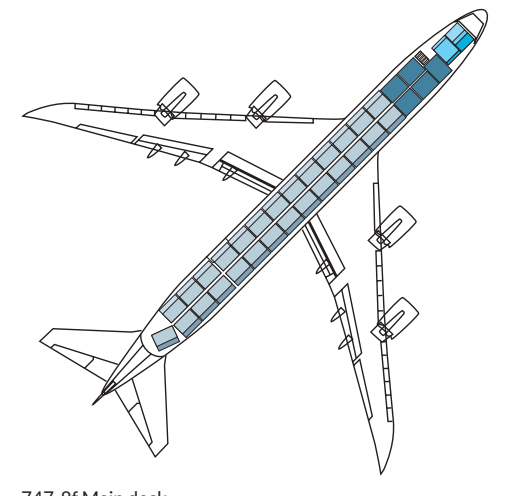
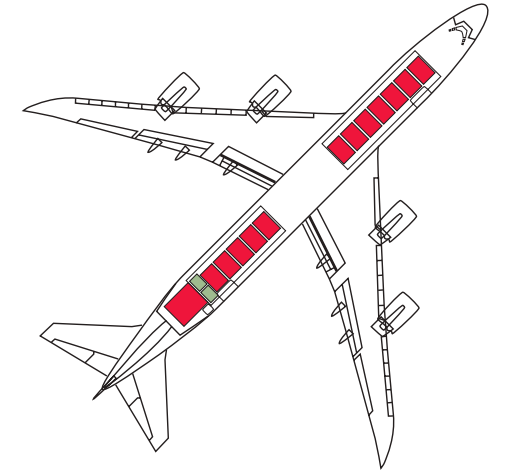


<b>SAAB 340</b> Max payload (T) <b>3.85</b> Max volume (CBM) 35.8 Door w x h (cm) 135 x 130 Cargo hold l x w x h (cm) 1108 x 170 x 160	<b>A310F</b> Max payload (T) <b>36.5</b> Max volume (CBM) 230 Door w x h (cm) 360 x 243	<b>MD11F</b> Max payload (T) <b>88</b> Max volume (CBM) 474 Door w x h (cm) 355 x 259	<b>IL-18</b> Max payload (T) <b>16</b> Max volume (CBM) 129 Door w x h (cm) 350 x 175
<b>ATR 42-300</b> Max payload (T) <b>5.58</b> Max volume (CBM) 56 Door w x h (cm) 130 x 156 Cargo hold l x w x h (cm) 1361 x 217 x 185	<b>B757-23F</b> Max payload (T) <b>39</b> Max volume (CBM) 200 Door w x h (cm) 340 x 218	<b>B777-200F</b> Max payload (T) <b>103</b> Max volume (CBM) 450 Door w x h (cm) 372 x 305	<b>AN12</b> Max payload (T) <b>18</b> Max volume (CBM) 90 Door w x h (cm) 300 x 250 Cargo hold l x w x h (cm) 1382 x 295 x 260
<b>F27</b> Max payload (T) <b>6.42</b> Max volume (CBM) 62 Door w x h (cm) 230 x 180 Cargo hold l x w x h (cm) 1560 x 210 x 200	<b>A300-B4F</b> Max payload (T) <b>44</b> Max volume (CBM) 300 Door w x h (cm) 358 x 256	<b>B747-200F</b> Max payload (T) <b>109</b> Max volume (CBM) 730 Door w x h (cm) 340 x 312	<b>B737-300F</b> Max payload (T) <b>19</b> Max volume (CBM) 105 Door w x h (cm) 347 x 215
<b>AN26</b> Max payload (T) <b>6.5</b> Max volume (CBM) 45 Door w x h (cm) 230 x 170 Cargo hold l x w x h (cm) 1150 x 220 x 175	<b>A300-600F</b> Max payload (T) <b>46.5</b> Max volume (CBM) 426 Door w x h (cm) 358 x 256	<b>B747-400F</b> Max payload (T) <b>115</b> Max volume (CBM) 740 Door w x h (cm) 340 x 312	<b>L100-HERCULES</b> Max payload (T) <b>20</b> Max volume (CBM) 145 Door w x h (cm) 304 x 279 Cargo hold l x w x h (cm) 1706 x 312 x 279
<b>ATR 72</b> Max payload (T) <b>8.2</b> Max volume (CBM) 75 Door w x h (cm) 127 x 153 Cargo hold l x w x h (cm) 1795 x 226 x 175	<b>IL76</b> Max payload (T) <b>48</b> Max volume (CBM) 180 Door w x h (cm) 340 x 340 Cargo hold l x w x h (cm) 2000 x 340 x 340	<b>AN124</b> Max payload (T) <b>120</b> Max volume (CBM) 1050 Door w x h (cm) 640 x 440 Cargo hold l x w x h (cm) 3650 x 640 x 440	<b>B727-200F</b> Max payload (T) <b>24</b> Max volume (CBM) 165 Door w x h (cm) 355 x 224
<b>BAE 146</b> Max payload (T) <b>10</b> Max volume (CBM) 88 Door w x h (cm) 333 x 193	<b>B767-300F</b> Max payload (T) <b>54</b> Max volume (CBM) 450 Door w x h (cm) 340 x 250	<b>B747-800F</b> Max payload (T) <b>135</b> Max volume (CBM) 850 Door w x h (cm) 340 x 312	<b>TUPOLEV TU-204</b> Max payload (T) <b>25</b> Max volume (CBM) 180 Door w x h (cm) 340 x 220
<b>L-188 ELECTRA</b> Max payload (T) <b>15</b> Max volume (CBM) 125 Door w x h (cm) 355 x 203	<b>A330-200F</b> Max payload (T) <b>68</b> Max volume (CBM) 475 Door w x h (cm) 358 x 256	<b>AN225</b> Max payload (T) <b>250</b> Max volume (CBM) 1200 Door w x h (cm) 640 x 440 Cargo hold l x w x h (cm) 4300 x 640 x 440	



747-8F Main deck  
 (27) 96 x 125 in. 10 ft contoured pallets 750 ft<sup>2</sup>  
 244 x 317.5 x 304.5 cm 211 m<sup>2</sup>  
 (5) 96 x 125 in. x 8 ft contoured pallets 623 ft<sup>2</sup>  
 244 x 317.5 x 244 cm 176 m<sup>2</sup>  
 (2) 96 x 125 in. x 8 ft contoured pallets 540 ft<sup>2</sup> + 407 ft<sup>2</sup>  
 244 x 317.5 x 244 cm 15.3 m<sup>2</sup> + 17.2 m<sup>2</sup>


747-8F Main deck and Lower hold total volume : 30,242 ft<sup>3</sup> / 852 m<sup>3</sup>




747-8F Lower hold  
 (12) 96 x 125 in. x 5 ft contoured pallets 407 ft<sup>2</sup>  
 244 x 317.5 x 160 cm 115 m<sup>2</sup>  
 (2) 14' x 1' container 175 ft<sup>2</sup>  
 Bulk 496 ft<sup>2</sup>  
 14.0 m<sup>2</sup>



**AKE**  
MRW\* : 1,588 Kg (3,500 lbs)  
Volume : 4.3 m<sup>3</sup> (153 ft<sup>3</sup>)  
GOH\*\* provisions



**XXYX**  
MRW\* : 750 Kg (1,658 lbs)  
Volume : 2.17 m<sup>3</sup> (76.6 ft<sup>3</sup>)  
GOH\*\* provisions




**RAP - Cool Container**  
MRW\* : 6,033 Kg (13,337 lbs) Main Deck  
4,626 Kg (10,226 lbs) Belly  
Volume : 8.5 m<sup>3</sup> (302 ft<sup>3</sup>)



**AMP**  
MRW\* : 6,804 Kg (15,000 lbs) Main Deck  
5,035 Kg (11,100 lbs) Belly  
Volume : 10.85 m<sup>3</sup> (382 ft<sup>3</sup>)  
GOH\*\* provisions



**PMC Belly**  
MRW\* : 5,035 Kg (11,100 lbs) Belly  
Volume : up to 10.85 m<sup>3</sup> (382 ft<sup>3</sup>)



**AMA**  
MRW\* : 6,804 Kg (15,000 lbs)  
Volume : 15.18 m<sup>3</sup> (536 ft<sup>3</sup>)  
GOH\*\* provisions



**PMC Q7**  
MRW\* : 6,804 Kg (15,000 lbs) Main Deck  
Volume : up to 19.35 m<sup>3</sup> (683 ft<sup>3</sup>)



**DOUBLE CARRACK**



**P1A**  
MRW\* : 3,701 Kg (8,159 lbs)  
Volume : 15.00 m<sup>3</sup> (540 ft<sup>3</sup>)



**P2A**  
MRW\* : 3,701 Kg (8,159 lbs)  
Volume : 17.00 m<sup>3</sup> (607 ft<sup>3</sup>)



**AMD**  
MRW\* : 6,804 Kg (15,000 lbs)  
Volume : 19.35 m<sup>3</sup> (683 ft<sup>3</sup>)



**HMC (Collapsible Horse Stall)**  
MRW\* : 6,804 Kg (15,000 lbs)  
Volume : 10.85 m<sup>3</sup> (383 ft<sup>3</sup>)



**PF6 - 16 Ft Pallet**  
MRW\* : 11,340 Kg (25,000 lbs)  
23,700 Kg (53,317 lbs) with additional restraints on the aircraft  
Volume : 30.3 m<sup>3</sup> (1,070 ft<sup>3</sup>)



**PGF - 20 Ft Pallet**  
MRW\* : 11,340 Kg (25,000 lbs)  
28,800 Kg (63,490 lbs) with additional restraints on the aircraft  
Volume : 36.8 m<sup>3</sup> (1,303 ft<sup>3</sup>)



We would like to say a big thanks to our partners for the assistance in supplying ACG with above media